

ANSWERS

Exercise: Matlab introduction exercise

PART I: BASIC MATLAB

1. 1.5954 e+01.
2. 2.3298 e+00.
3. $z_1 z_2 = -1 + 3i$, $|z_1 z_2| = 7.0711$.
4. $B_{23} = -567$.

$$vw = \begin{bmatrix} -50 & 25 & -15 \\ 100 & -50 & 30 \\ -10 & 5 & -3 \end{bmatrix}$$

$$wv = -103.$$

5. Matlab commands to determine C and the determinant of C read:

$$C = A.^3;$$
$$\text{determinant} = \text{det}(C);$$

$$\text{det}(C) = -7912250.$$

6. $\text{norm}(v, 1)$

7. The Matlab command used is:

$$x = A \setminus b;$$

$$x = \begin{bmatrix} -3.0714e-01 \\ -2.2143e-01 \\ 3.2143e-01 \end{bmatrix}$$

8. The Matlab commands used are:

```
x = zeros(250,1);           % preallocation
x(1)=0.1;
for j=1:249
    x(j+1)=3.5*x(j)*(1-x(j));
end;
```

The values asked for are:

$x_{241} = 8.2694e-01$	$x_{242} = 5.0088e-01$
$x_{245} = 8.2694e-01$	$x_{246} = 5.0088e-01$
$x_{249} = 8.2694e-01$	$x_{250} = 5.0088e-01$

9. It is not possible to solve the system using multiple right-hand sides. However, it is profitable to perform the decomposition of A only once.

$$x_{10} = \begin{bmatrix} -1.6505e-03 \\ 5.3230e-06 \\ 5.5066e-03 \end{bmatrix}$$

Matlab commands:

```
x(:,1)=b;
[L,U]=lu(A);           % chol also possible
for j=2:10
    b=x(:,j-1);
    y=L\b; x(:,j)=U\y;
end;
```

10. Matlab commands:

```
v1 = ones (1,10);
v2 = 5 * ones (1,10);
y= [v1 v2 ];
z= [v1'; v2'];
```

11. The Matlab commands are:

```
k = [0:10]';
x = pi*k/10;
y = sin(x);
disp(' x y(x)');
format short
disp([x y])
```

The table should look like this:

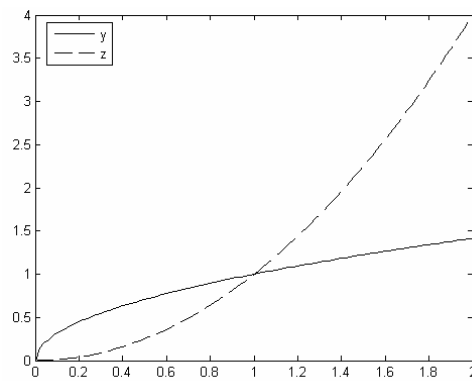
x	y (x)
0	0
0.3142	0.3090
0.6283	0.5878
0.9425	0.8090
1.2566	0.9511
1.5708	1.0000
1.8850	0.9511
2.1991	0.8090
2.5133	0.5878
2.8274	0.3090
3.1416	0.0000

12. Matlab commands:

a. $x = [0:N]*h;$ or $x = \text{linspace}(0,2,N+1);$

b. $y = \text{sqrt}(x);$
 $z = x.^2;$

c. The plot is:



13. The script file is:

$$y = \sin(x)/x;$$

For $x = 0.1$, this gives $y = 0.9983$.

14. $f = 0.9983$

The function file f14.m reads:

```
function y = f14(x);  
y = sin(x)/x;
```

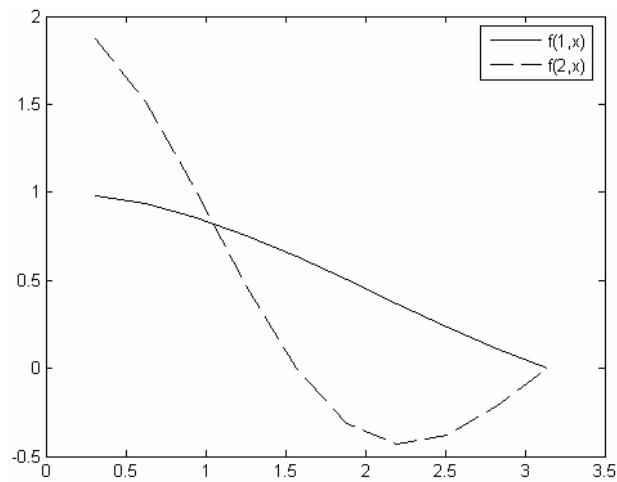
15. $f = 0.9983 \quad 0.9933 \quad 0.9851 \quad 0.9735 \quad 0.9589$

Modification: $y = \sin(x)/x$;

16. The function file f16.m reads:

```
function f = f16(j,x);  
f = sin(j*x)./x;
```

The plot is:

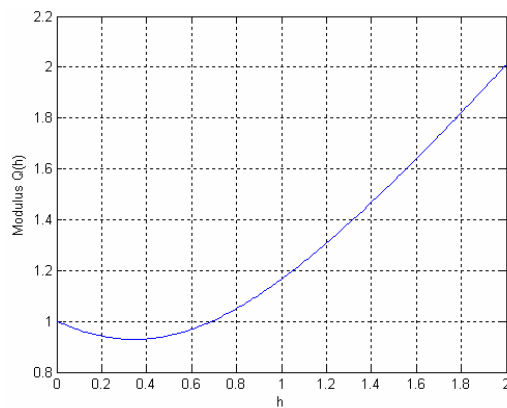


17. $h_{\max} = 0.69$

The Matlab commands to make the plot are:

```
labda=-0.4+i;  
h=0:0.01:2;  
Q=1+labda*h;  
MQ=abs(Q);  
plot(h,MQ); grid;
```

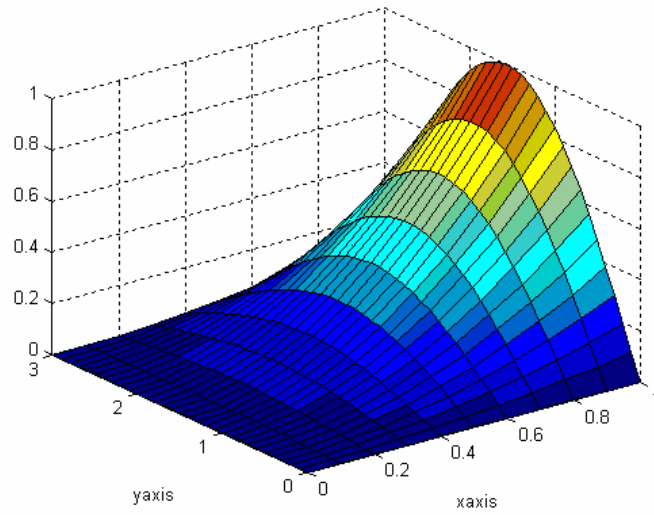
And the resulting plot is:



18. Matlab commands to build f are:

```
x=0:0.1:1; y=0:0.1:3;  
[X,Y]=meshgrid(x,y);  
f=sin(Y).*X.^2;
```

The plot is:



PART II: SYMBOLIC COMPUTING

Exercise 1:

a. $f'(0.2) = -1.8466$

b. $y = \frac{2653370841572301}{2251799813685248} - \frac{8316265243705949}{4503599627370496} * x = 1.1783 - 1.8466 * x$

c. Plot:

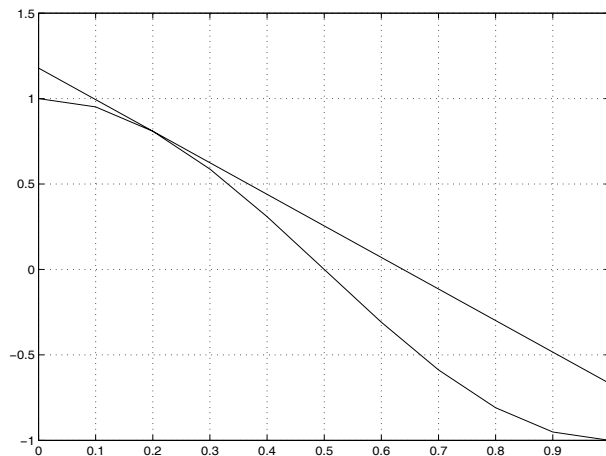


Figure 1: Function f and tangent line in Exercise 1

Matlab commands used:

```
syms x;  
f = cos(pi*x);  
facc = diff(f);  
a=0.2;  
facca = subs(facc,x,a)  
fa = subs(f,x,a);  
y = fa-facca*a + facca*x;  
fprintf('y = %7.4f %7.4f*x\n',fa-facca*a,facca);  
xvec = subs(x,x,[0:10]/10);  
yvec = subs(y,x,[0:10]/10);  
fvec = subs(f,x,[0:10]/10);  
plot(xvec,yvec,xvec,fvec); grid;
```

Exercise 2:

a. $f_x = -1/567 * 21^{1/2} = -0.0081$
 $f_y = -44/567 * 21^{1/2} = -0.3556$

b. $z = 241/1134 * 21^{1/2} - 1/567 * 21^{1/2} * x - 44/567 * 21^{1/2} * y$

Matlab commands used

```
syms x y;
f = sqrt(1+4*x^2+4*y^2)/(1+x^4+y^4);
fx = diff(f,x); fy = diff(f,y);
x0=sym(1); y0=sym(2);
fx12= subs(fx,{x,y},{x0,y0}),
disp(double(fx12))
fy12= subs(fy,{x,y},{x0,y0});
disp(double(fy12));
f12 = subs(f,{x,y},{x0,y0});
z = f12 + fx12*(x-1) + fy12*(y-2);
z = simplify(z)
```

Exercise 3:

- $y(t) = -1/49 \cdot \exp(8t) + 1/7 \cdot t \cdot \exp(8t) + C_1 \cdot \exp(t) + C_2 \cdot \exp(8t)$
- $y(t) = -1/49 \cdot \exp(8t) + 1/7 \cdot t \cdot \exp(8t) + 50/49 \cdot \exp(t)$
- (2 decimals suffice) $t_{\text{int}} = 0.36$

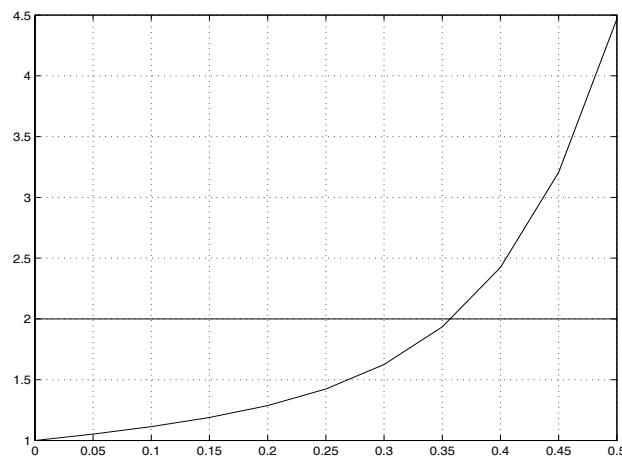


Figure 2: Solution y in Exercise 3

Matlab commands used

```
syms y t
yg = dsolve('D2y-9*Dy+8*y=exp(8*t)')
yp = dsolve('D2y-9*Dy+8*y=exp(8*t)', 'y(0)=1', 'Dy(0)=1');
yp = simplify(yp)
tvec=[0:10]/20;
ypvec=subs(yp,t,tvec);
plot(tvec,ypvec,tvec,2*ones(1,11)); grid
tint=ginput(1)
```